



EU4Energy




Covenant of Mayors for Climate & Energy – Eastern Partnership

Panel II – CoM 2030 And 2050: New Challenges And Opportunities For Local Authorities

Aldo Treville, Joint Research Centre

Tbilisi, 29 November, 2022





EU4Energy



Covenant of Mayors for Climate & Energy – Eastern Partnership

Panel II – CoM 2030 And 2050: New Challenges And Opportunities For Local Authorities

Aldo Treville, Joint Research Centre

Tbilisi, 29 November, 2022



The Joint Research Centre at a glance



Headquarters

Brussels

Research facilities

5 Member States





JRC SCIENCE FOR POLICY REPORT

CoM EAST Overall assessment and in-depth SECAPs analysis

Palermo V., Rybak E., Sukhodub I., Bertoldi P.

2022



EUR 31051 EN

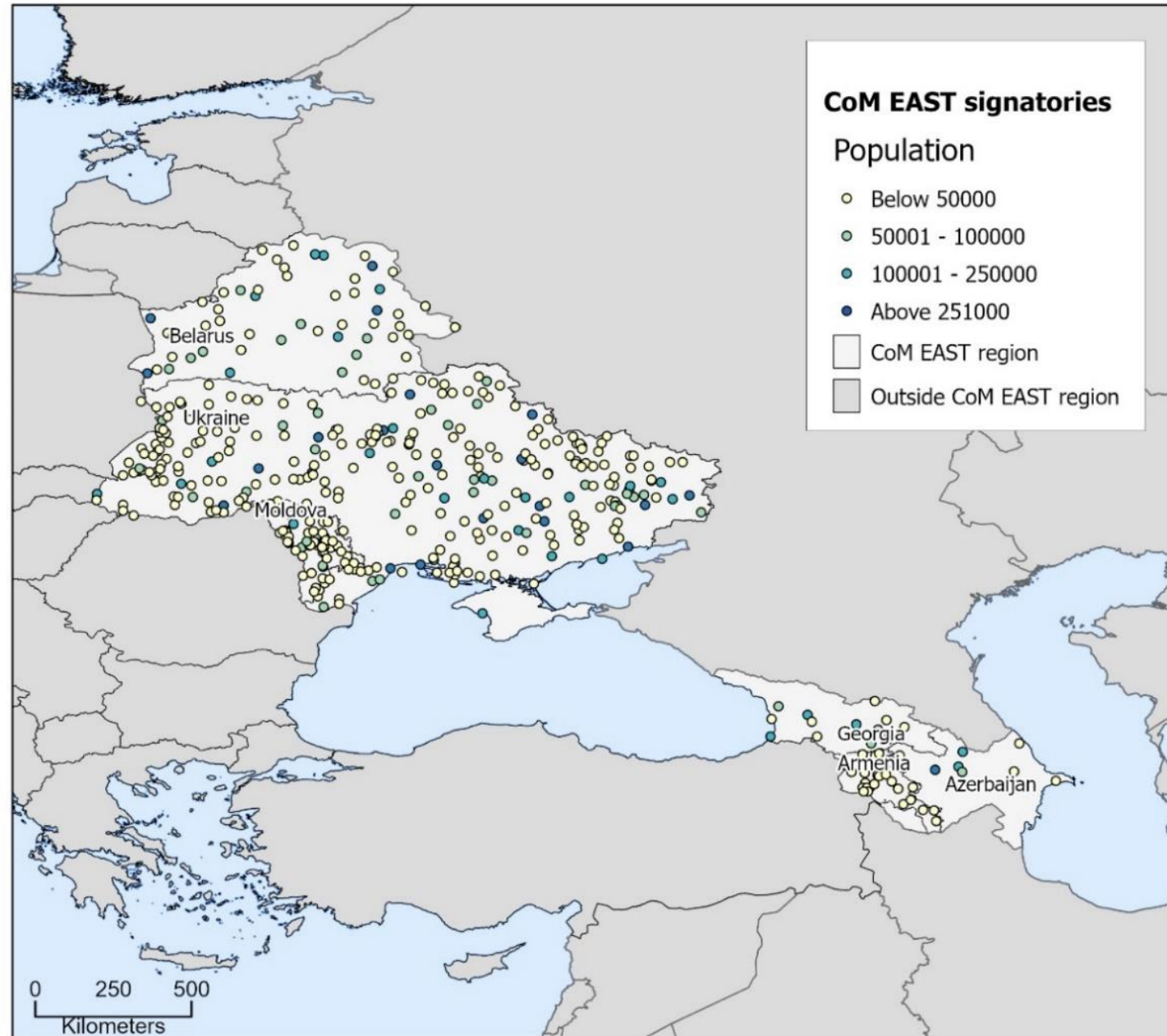


<https://publications.jrc.ec.europa.eu/repository/handle/JRC128509>

Signatories

(as of November 2021)

Countries	Number of signatories	Population (inventory year)
Armenia	28	1,756,833
Azerbaijan	8	788,325
Belarus	58	4,151,014
Georgia	24	2,297,635
Moldova	68	1,945,852
Ukraine	295	21,724,483
Total	481	32,664,142



SE(C)APs second level evaluation

CoM East I & II & III

N. SEAPs (2020)			Total
Country	accepted	pre-contacted	
Armenia	10		10
Azerbaijan	1		1
Belarus	10		10
Georgia	10		10
Republic of Moldova	12		12
Ukraine	83	1	84
Total	126	1	127

N. SECAPs (2030) Mitigation			Total
Country	accepted	pre-contacted	
Armenia	1		1
Azerbaijan		1	1
Belarus	11	3	14
Republic of Moldova	12	2	14
Ukraine	86	3	89
Total	110	9	119

N. SECAPs (2030) Adaptation			Total
Country	accepted	pre-contacted	
Armenia	1		1
Azerbaijan		1	1
Belarus	14	1	15
Republic of Moldova	9	4	13
Ukraine	67	17	84
Total	91	23	114

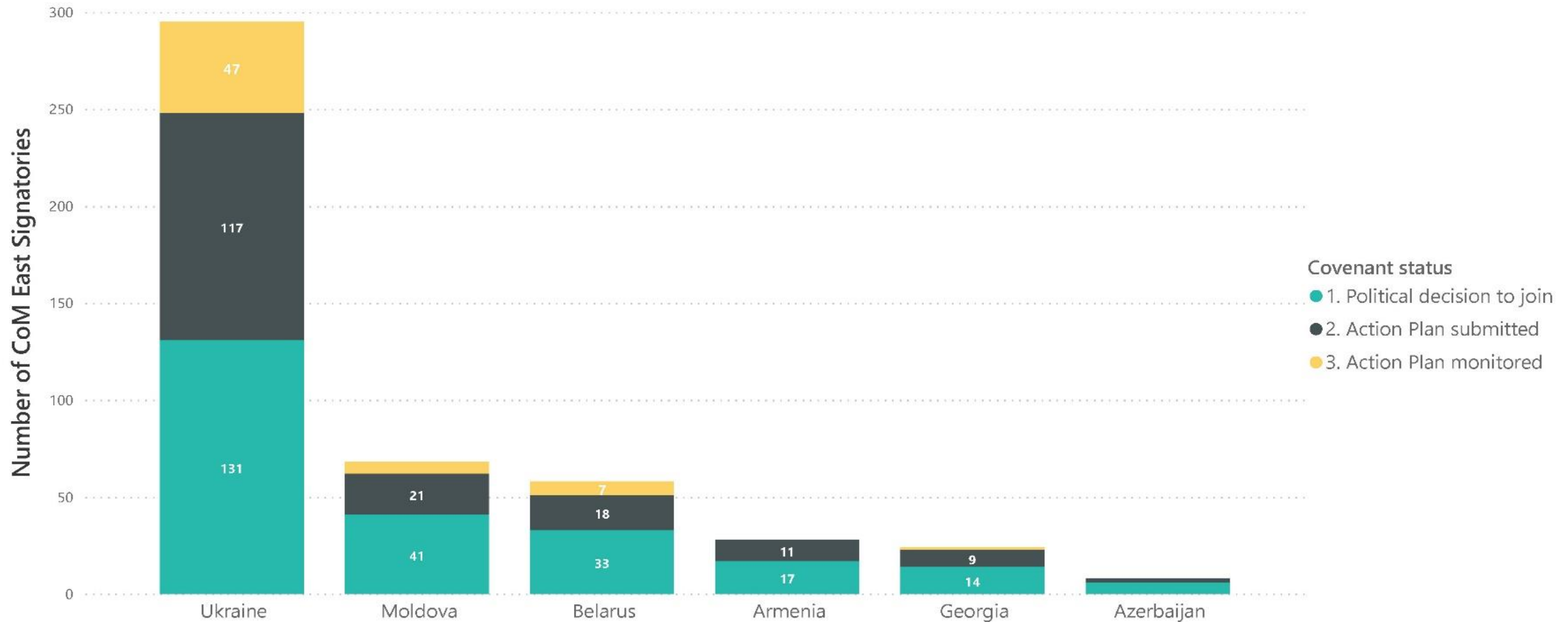
CoM East III

N. SECAPs (2030) Mitigation			Total	To be analysed
Country	accepted			
Republic of Moldova	2		2	6
Ukraine	10		11	4
Total	12		13	10

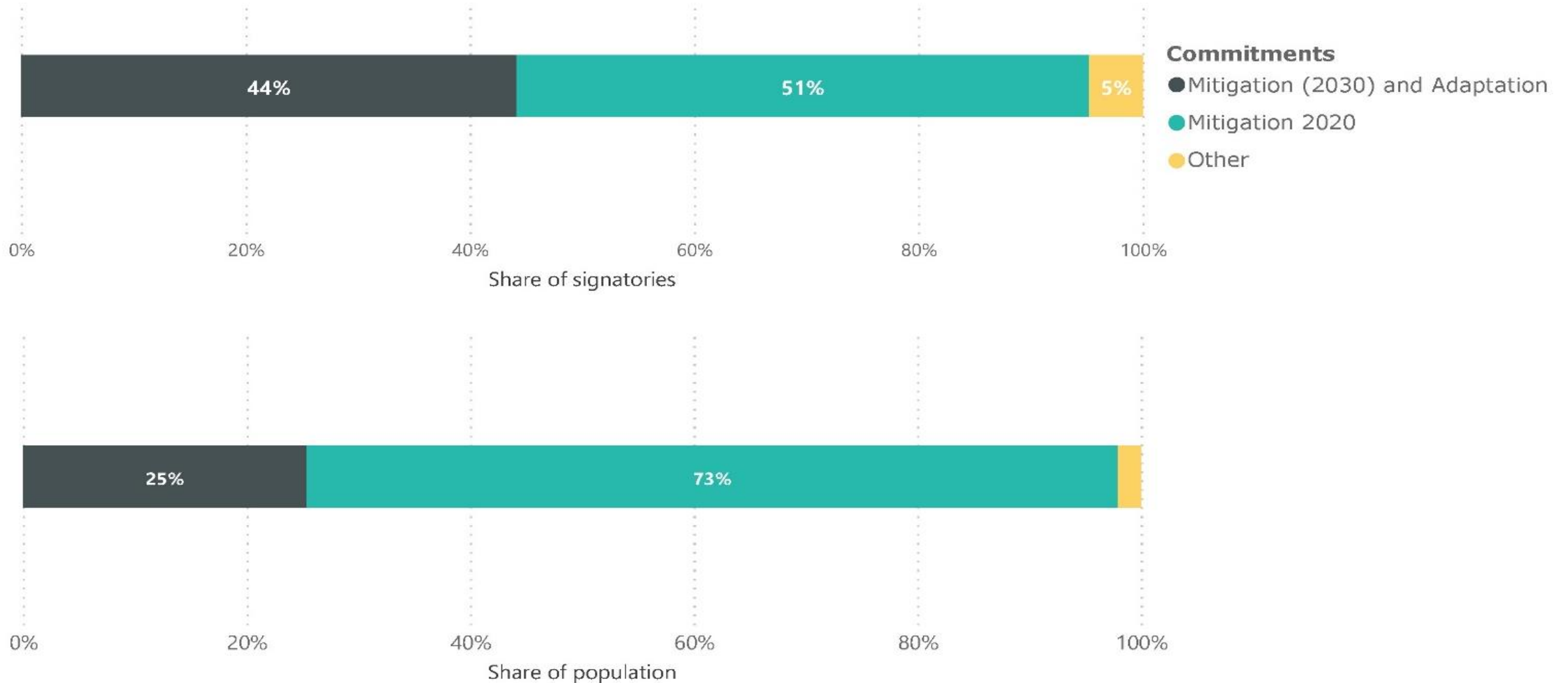
As per November 2022

N. SECAPs (2030) Adaptation			Total	To be analysed
Country	accepted	pre-contacted		
Republic of Moldova	1	1	2	5
Ukraine	4	7	11	4
Total	5	8	13	9

Status of CoM East signatories



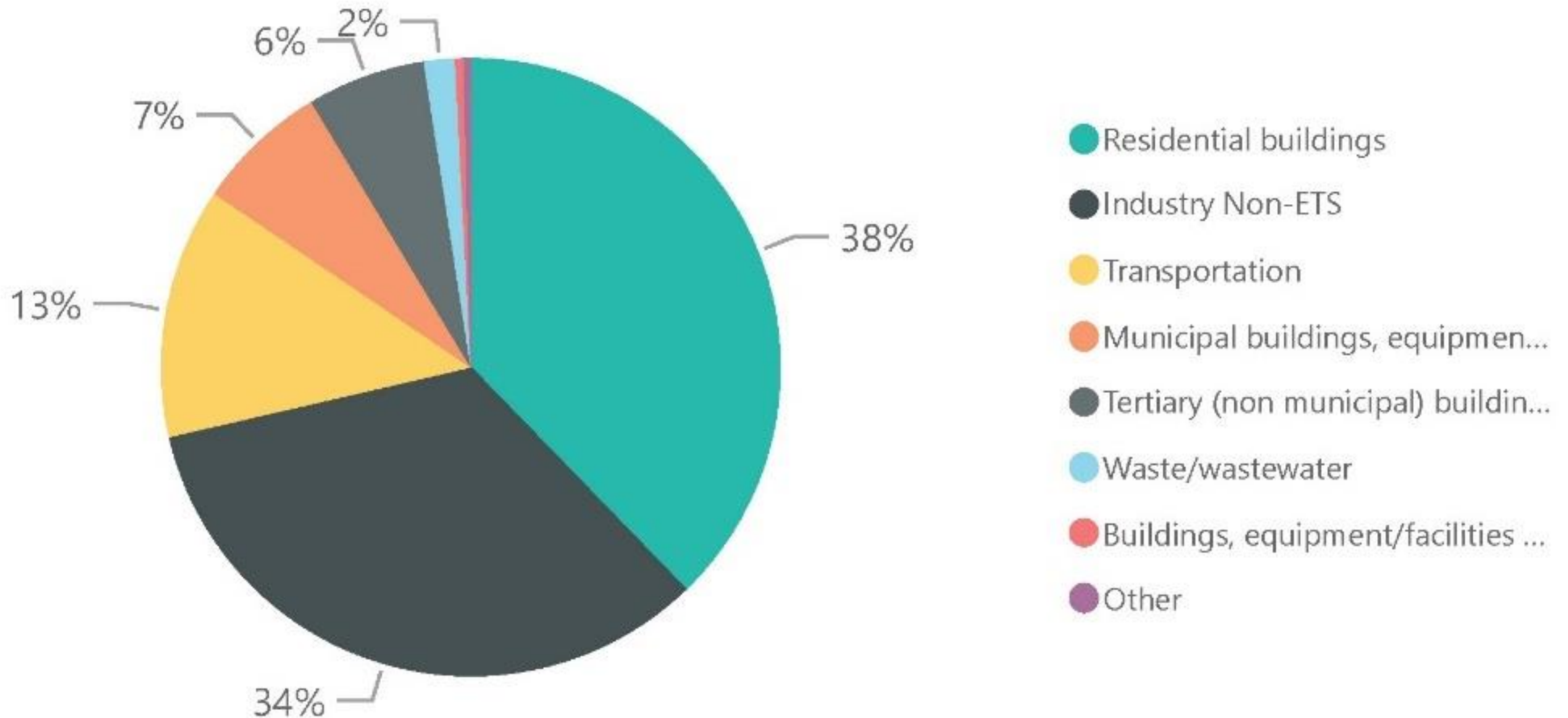
Mitigation & Adaptation commitments



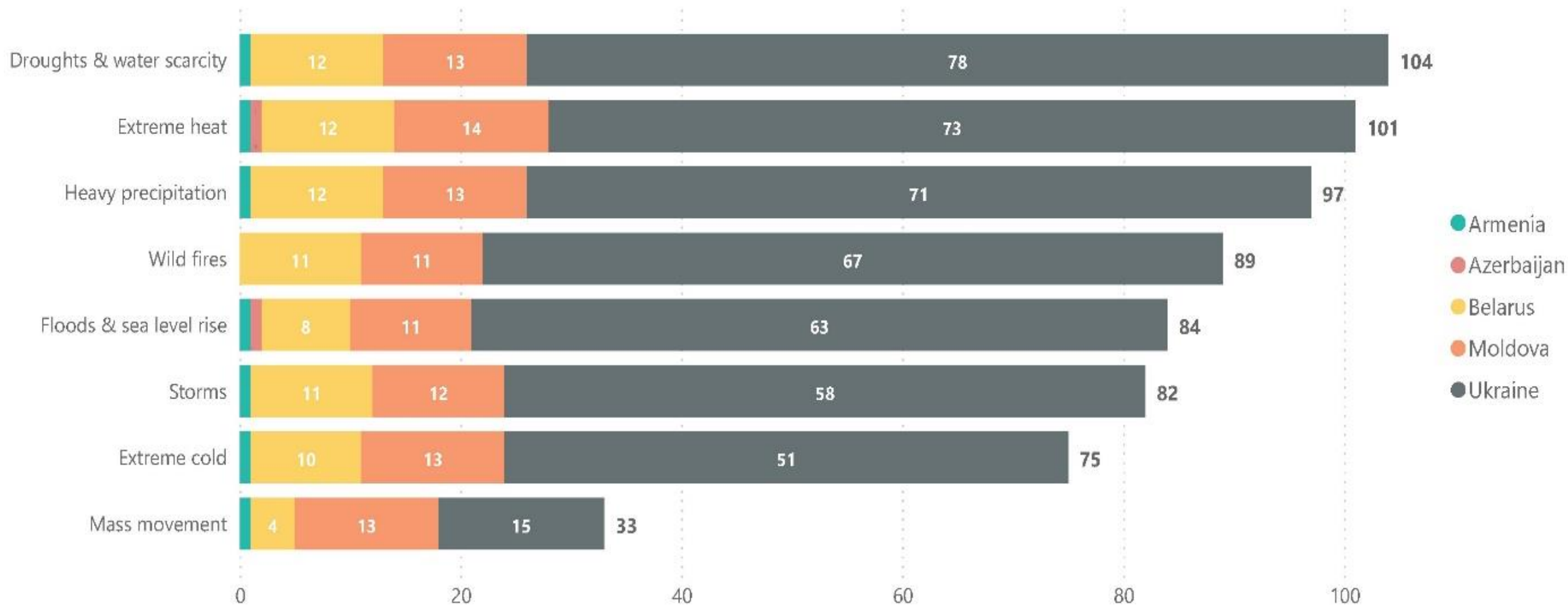
Mitigation & Adaptation commitments

Number of action plans	commitments 2020	123
	commitments 2030	112
	long-term	85
Population [inhabitants]	commitments 2020	15,090,877
	commitments 2030	5,608,760
	long-term	9,088,722
Share of GHG emission reduction [% by 2020/2030] compared to baseline emissions (average)	commitments 2020	22%
	commitments 2030	33%
	long-term	37%

GHG emissions in CoM sub-sectors reported in BEIs

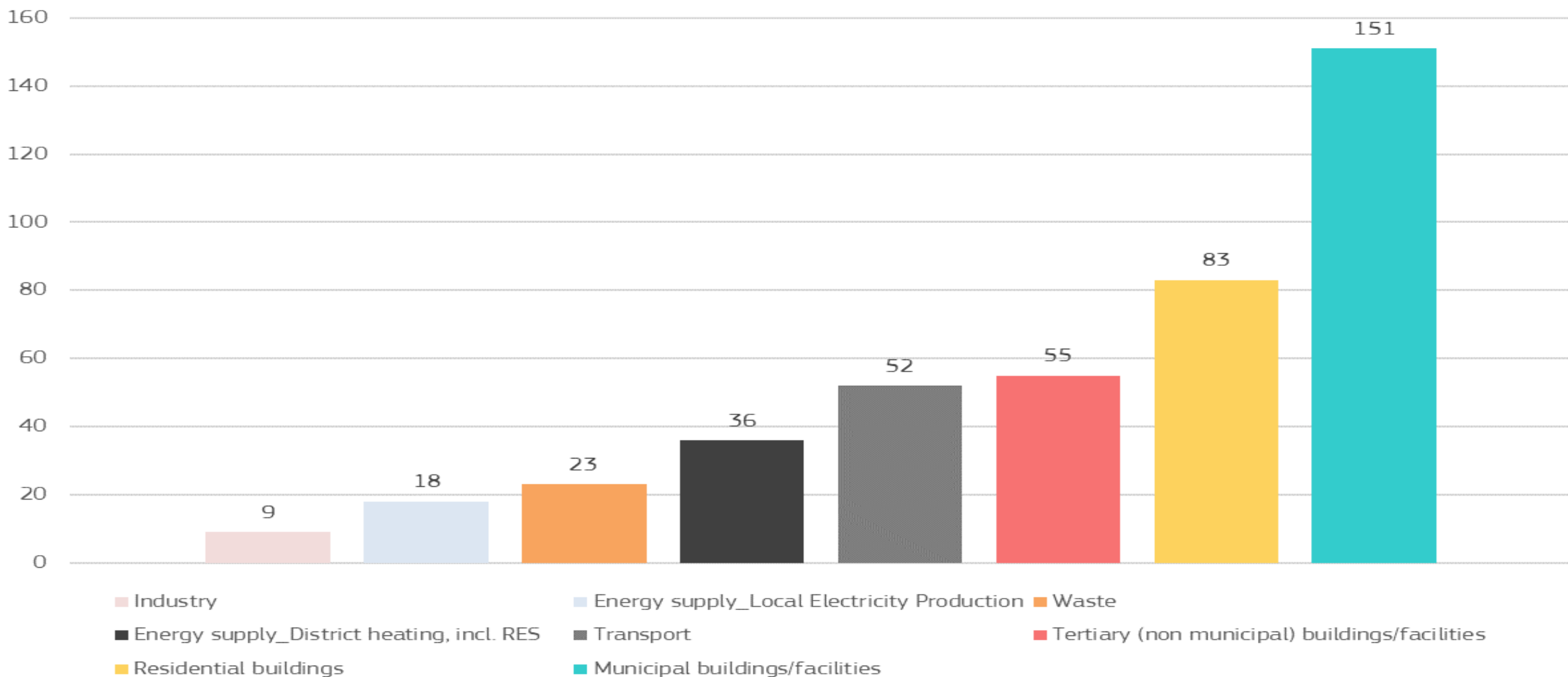


Climate Hazards reported in RVAs

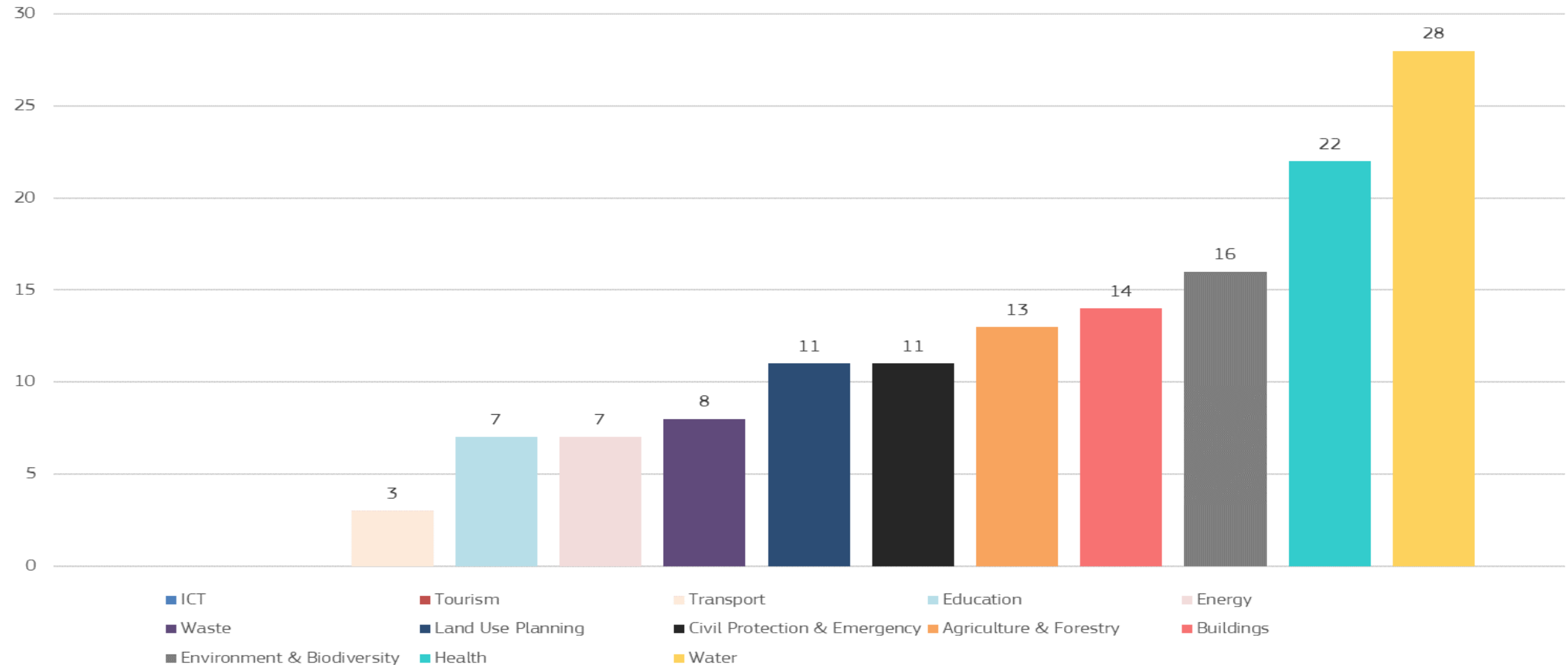


Number of signatories who reported top nine climate-related hazards with high probability

Actions: mitigation



Actions: adaptation



Take away and next steps

- New SECAPs received from signatories in Ukraine and Moldova, more expected
- Achievement: the implementation of the actions will lead on average to a slightly higher emission reduction than the minimum required (22% for signatories of CoM 2020 and 33% for signatories of CoM 2030).
- To be improved:
 - Adaptation to be strengthened
 - need to reinforce the monitoring and progress review phase

New developments

GCoM Common Reporting Framework

- Energy Access/Poverty pillar
- Simplification of reporting requirements
 - allow both the current and a simplified list of reporting requirements

At EU level

- (at COP27) the EU has announced that it plans to raise the **2030** emission reduction target to **-57%** compared to 1990
- The EU aims to be **climate-neutral by 2050** – an economy with net-zero greenhouse gas emissions
 - The EU aims to have at least **100** cities already climate-neutral **by 2030** (EU Mission)



EUROPEAN UNION



EU MISSIONS

CLIMATE-NEUTRAL & SMART CITIES

Concrete solutions for our greatest challenges



#EUmissions #HorizonEU #MissionCities



28 April 2022: ANNOUNCEMENT OF THE SELECTED CITIES

- **100 EU cities** and **12 cities** from Associated Countries selected from **377 applicants**
- Selected EU cities represent **12% of EU population**



Keep in touch



ec.europa.eu/



europa.eu/



[@EU_Commission](https://twitter.com/EU_Commission)



[@EuropeanCommission](https://www.facebook.com/EuropeanCommission)



[European Commission](https://www.linkedin.com/company/european-commission)



[europeancommission](https://www.instagram.com/europeancommission)



[@EuropeanCommission](https://www.youtube.com/@EuropeanCommission)



[EUTube](https://www.youtube.com/EUTube)



[EU Spotify](https://open.spotify.com/playlist/37i9ZQZP9UuYtYpW333333)

Thank you



© European Union 2020

Unless otherwise noted the reuse of this presentation is authorised under the [CC BY 4.0](https://creativecommons.org/licenses/by/4.0/) license. For any use or reproduction of elements that are not owned by the EU, permission may need to be sought directly from the respective right holders.

Slide xx: element concerned, source: e.g. Fotolia.com; Slide xx: element concerned, source: e.g. iStock.com

